

Reporting

LTL by Month | LTL by Zip Code | Quotes by Month | Quotes by Zip Code

Start Date:*
01/01/2018

End Date:*
09/25/2018

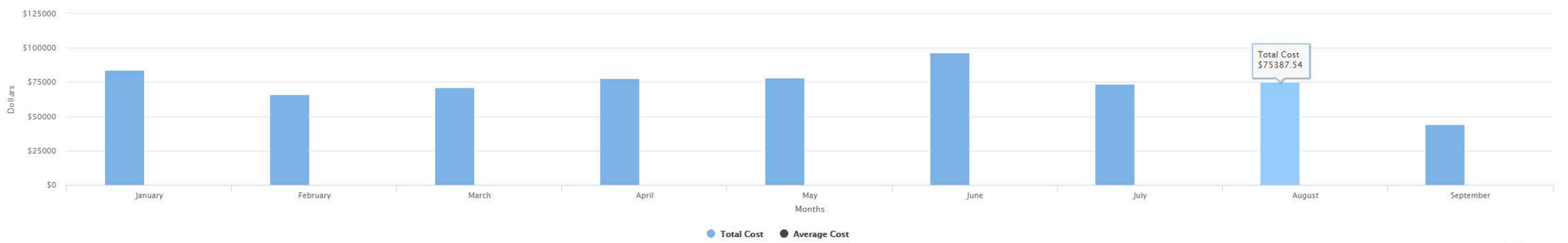
Payment Type:
All

Create Report

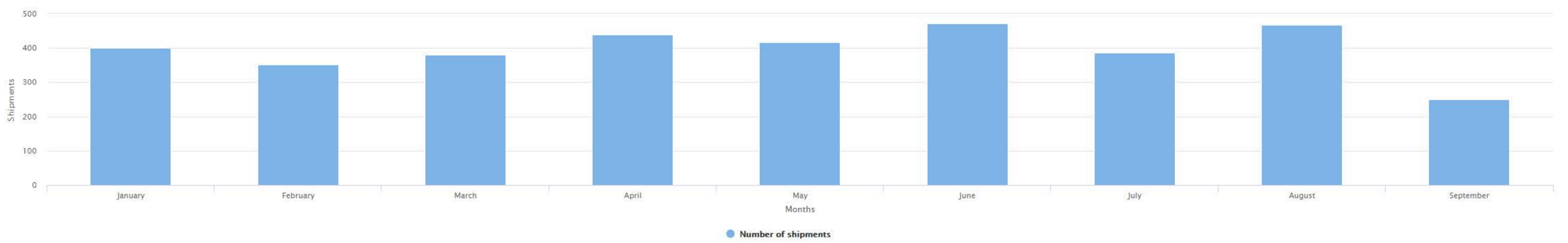
Month	Carrier	Number of Shipments	Total Cost	Average Cost	Average Weight
January		401	\$83,678.13	\$208.67	1,984.62 lbs
February		352	\$66,111.37	\$185.71	1,739.71 lbs
March		381	\$70,885.85	\$185.08	1,833.42 lbs
April		439	\$77,816.21	\$175.66	1,693.72 lbs
May		417	\$78,299.17	\$187.32	1,785.50 lbs
June		471	\$96,441.27	\$206.07	1,673.92 lbs
July		386	\$73,664.57	\$189.37	1,821.55 lbs
August		468	\$75,387.54	\$161.43	1,500.99 lbs
September		250	\$44,182.37	\$177.44	1,770.96 lbs

Show Carriers | Export CSV

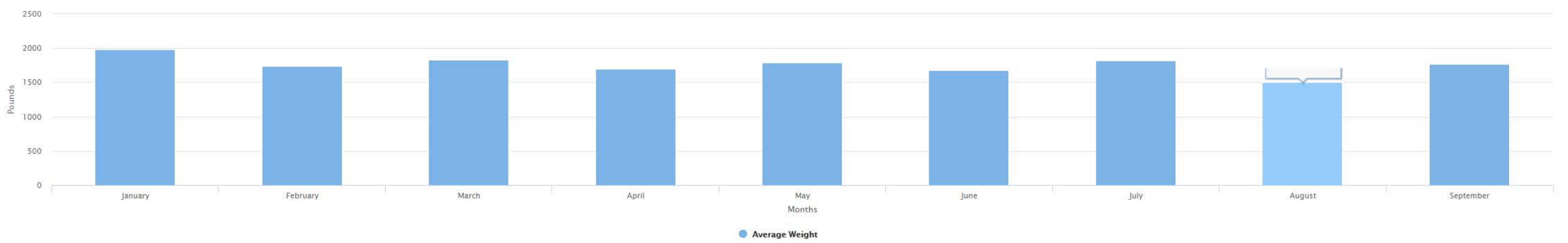
Shipment Costs



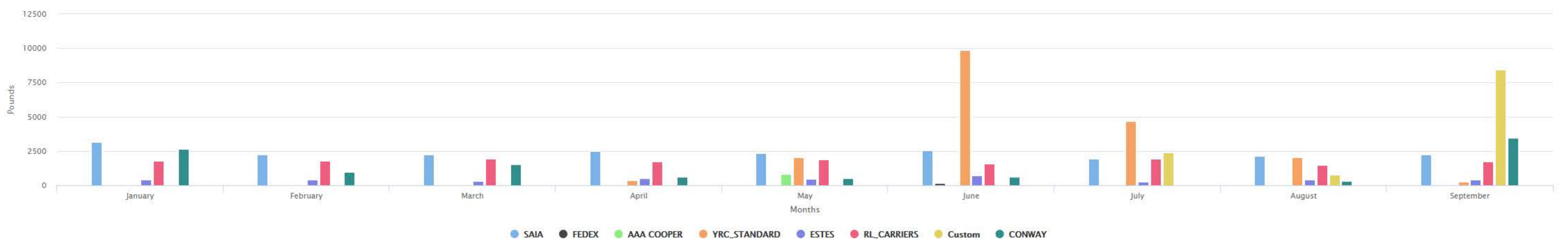
Shipment Count



Average Weight



Average Weight by Carrier



Average Cost by Carrier

